



Résultats des tests

Les filtres à eau Water-to-Go ont été rigoureusement testés par des instituts indépendants, reconnus au niveau international, dans différentes parties du monde, notamment :

- The London School of Hygiene & Tropical Medicine (Royaume-Uni)
- BCS Laboratories (États-Unis)
- Bangalore Test House (Inde)
- IMI (Chine)

Ces instituts ont évalué les filtres Water-to-Go sur la base des protocoles de test internationaux les plus stricts en matière de purification microbiologique de l'eau.

Un point de référence important dans ces tests est la norme de l'Environmental Protection Agency (EPA) aux États-Unis. Les directives de l'EPA sont reconnues mondialement comme la référence absolue pour le test des filtres à eau microbiologiques, et sont également appliquées dans les pays ne disposant pas de leur propre réglementation. L'EPA fixe les valeurs minimales de réduction suivantes pour les filtres à eau classifiés comme purificateurs microbiologiques :

- 99,9999 % (6 log₁₀) d'élimination des bactéries
- 99,99 % (4 log₁₀) d'élimination des virus
- 99,9 % (3 log₁₀) d'élimination des protozoaires et autres micro-organismes

Les filtres Water-to-Go ont été testés avec succès selon ces directives. Dans ce document, vous trouverez un aperçu des résultats officiels des tests. Vous pouvez ainsi choisir Water-to-Go en toute confiance.



Peter Donachie BSc
Principal Scientific Officer (Medical Microbiology)
Faculty of Infectious and Tropical Diseases

8 May 2013

REPORT ON MICROBIOLOGICAL TESTS CARRIED OUT ON THE BEHALF OF WATER-TO-GO LTD. ON TWO WATER FILTRATION BOTTLES BY THE LONDON SCHOOL OF HYGIENE AND TROPICAL MEDICINE.

Test Items

The bottles manufactured by Water-to-go Ltd.

The bottles were delivered to the laboratory new and unused. Before testing each bottle was examined for mechanical defect or leaks and was primed using deionised water according to the manufacturer's instructions.

Test organisms

Poliovirus type 1 (Sabin vaccine strain) at a concentration of 24.50×10^6 PFU (plaque forming units) per millilitre.

Escherichia coli ATCC 22952 at a concentration of 26.00×10^6 CFU (colony forming units) per millilitre. Fluorescent beads. The size of the beads was chosen to mimic Cryptosporidium oocysts at a concentration of 10.85×10^3 beads per millilitre.

Test Water

Autoclaved Distilled Water.

Test procedure

1. Bottles were primed according to user instructions and then washed several times with deionised water before challenge.
2. 100ml of poliovirus suspension was added to 1500ml of challenge water and mixed thoroughly. The seeded test water was sucked through the bottle and collected in sterile containers for assay. For the bacteriological challenge 50ml of an overnight culture of Escherichia coli suspension was added to 1000ml of challenge water.
3. Prior to filtration, a sample of the seeded test water was taken and the number of virus particles and bacteria determined in parallel with the filtered samples.

Microbiological assay

1. For virus assay, 9ml volumes of water (filtered and unfiltered) were added to 1ml of $\times 10$ cell culture medium and diluted 10-fold steps in single strength medium. Four replicates of each dilution were added to VERO cell monolayers and a plaque assay performed and incubated for 2 days before examination for plaque formation. The amount of virus in the filtered sample when compared to the unfiltered sample was measured and the log reduction calculated.

- For bacteria, 1ml samples were assayed for *Escherichia coli* by spread plate and Miles & Misra techniques. The tests were performed in triplicate.
- For fluorescent beads the water was filtered through filter paper membranes known to have pores smaller than the beads and the membrane viewed under an ultra violet microscope.
- For the reduction of chlorine, 10ml water samples were treated with N,N,-diethyl-p-phenylenediamine which reacts with free chlorine and produces a red complex and the intensity of the colour was measured by eye compared to known standards using a Lovibond comparator.
- Suitable controls, positive and negative were included in all assays.

Test results

Table 1- Summary of Assay results of all samples

bottle	Test organism	Inflowing (log10)	outflowing (log10)	% reduction (log10 reduction)
1	Poliovirus	2.48×10 ⁵ PFU/ml (5.39)	156.8 PFU/ml (2.20)	99.982% (3.73)
2			45.60 PFU/ml (1.66)	99.937% (3.20)
1	<i>Escherichia coli</i>	2.60×10 ⁷ CFU/ml (7.41)	2.10×10 ² CFU/ml (2.32)	99.9992% (5.09)
2			4.25×10 ³ CFU/ml (3.63)	99.9837% (3.79)
1	Beads	1.09×10 ⁴ /ml (4.04)	≤168/ml (≤2.27)	≥99.982906% (≥3.77)
2			≤168/ml (≤2.27)	≥99.982906% (≥3.77)
1	Free Chlorine	60ppm	<0.4ppm	
2			<0.4ppm	

The reduced Chlorine reading was between 0 and 0.4ppm as 0.4ppm represented the lowest comparator disc.

Summary

Under the conditions of testing in the laboratory of the London School of Hygiene and Tropical Medicine as shown in this report, these results show that the Water-to-go Ltd bottle removed more than 99.9% of bacteria, viruses and *Cryptosporidium oocyst* from contaminated water. There was also a significant or total reduction in free chlorine by the filter.

Signed on 8 thMay 2013



Peter Donachie BSc (Hons.)

Principal Scientific Officer (Medical Microbiology)
London School of Hygiene & Tropical Medicine



BIOLOGICAL CONSULTING SERVICES
OF NORTH FLORIDA, INC.

2021-05-27 Dave Shanks CWliaetnetr To Go
The Old Workshops, Stagenhoe Bottom Farm
Hitchin SG4 8JN, United Kingdom
+44 1582 841412
david@watertogo.eu
Client ID:Filter 1, Filter 2, Filter 3

BCS ID: 2104087, 2104088, 2104089

Project Name:W2G 04122021 Microbial Filtration Efficacy Testing

DearDave Shanks,

We have completed the filtration efficacy study on the submitted units as outlined below. The contaminant species, study conditions, and water parameters utilized were based on client's request and adaptation of the guidance documents and protocols listed below:

Validation of Water Purifier Microbiological Filtration Efficacy: Screening of performance as per client request;
BCS SOP-F1 (ISO17025:2017 accredited)

Report Conclusion: Test Conducted successfully as per Client's Request

Following, you will find our report on the results of the study conducted on the referenced samples. Should you have any questions, please do not hesitate to contact me.

Sincerely,

George Lukasik, Ph.D.
Laboratory Director

Page 1 of 10

Final Report BCS ID 2104087, 2104088, 2104089 Revision #0: 05/27/2021 DS

Client: Water To Go

Project: W2G 04122021 Microbial Filtration Efficacy Testing

BCS LABORATORIES, INC.— GAINESVILLE
4609 NW 6TH STREET, STE. A, GAINESVILLE, FLORIDA 32609
TEL. (352) 377-9272, FAX. (352) 377-5630

WWW.MICROBIOSERVICES.COM

FL DOH E82924, ISO17025:2017L2422(ANAB),PADEP68-03950,EPAFL01147
THIS REPORT SHALL NOT BE REPRODUCED, EXCEPT IN FULL, WITHOUT THE WRITTEN CONSENT OF BCS LABORATORIES



Analysis: *R. terrigena* Filtration Efficacy

Test Water: General Test Water

Analysis Method: Spread Plating (Standard Method 9215)

Test Point: Initial Efficacy

Test Point Conclusion: Test Notes*

Challenge Date: 2021-04-21

Challenge Analysts: David Sekora M.S.

Initial Pres. (PSI): N/A

Temp(C): 24.1

pH: 7.8 Turbidity (NTU): 0.3 TOC (ppm): 0.2 TDS(ppm): 165.2 Hardness(ppm): 129

Alkalinity(ppm): N/A Total Chlorine(ppm): 0.0 Polyphosphate (as ppm phosphorus): N/A

Influent Conc: 4.3E+05cfu/mL

Ambient Temp(C): 26.2

Analysis Date: 2021-04-21

Analysts: David Sekora M.S.

Test Notes: Chlorine residual was not detected (Limit of detection is at 0.01 ppm).

*Units met the performance requirements set in method NSF P231 at the above test point.

BCS Sample ID 1: 2104087	Client ID 1: Filter 1	Flow Rate: 800mL/min
Eff Conc 1: <3.0E-01cfu/mL	% Reduct 1: >99.99993	Log10 Reduct 1: >6.2
BCS Sample ID 2: 2104088	Client ID 2: Filter 2	Flow Rate: 800mL/min
Eff Conc 2: <3.0E-01cfu/mL	% Reduct 2: >99.99993	Log10 Reduct 2: >6.2
BCS Sample ID 3: 2104089	Client ID 3: Filter 3	Flow Rate: 800mL/min
Eff Conc 3: <3.0E-01cfu/mL	% Reduct 3: >99.99993	Log10 Reduct 3: >6.2



Analysis:MS-2 Virus Filtration Efficacy

Test Water:General Test Water

Analysis Method:Plaque Assay (BCS SOP V-10)

Test Point:Initial Efficacy

Test Point Conclusion: Test Notes*

Challenge Date:2021-04-21

Challenge Analysts:David Sekora M.S.

Initial Pres. (PSI):N/A

Temp(C):24.1

pH:7.8 Turbidity (NTU):0.3 TOC (ppm):0.2 TDS(ppm): 165.2 Hardness(ppm): 129

Alkalinity(ppm): N/A Total Chlorine(ppm): 0.0 Polyphosphate (as ppm phosphorus): N/A

Influent Conc: 1.4E+05pfu/mL

Ambient Temp(C):26.2

Analysis Date:2021-04-21

Analysts:David Sekora M.S.

Test Notes:Chlorine residual was not detected (Limit of detection is at 0.01 ppm).

*Units failed to meet the performance requirements set in method NSF P231 at the above test point.

BCS Sample ID 1:2104087	Client ID 1:Filter 1	Flow Rate:800mL/min
Eff Conc 1: 3.7E+01pfu/mL	% Reduct 1:	99.97 Log10 Reduct 1: 3.6
BCS Sample ID 2:2104088	Client ID 2:Filter 2	Flow Rate:800mL/min
Eff Conc 2: 4.4E+01pfu/mL	% Reduct 2:	99.97 Log10 Reduct 2: 3.5
BCS Sample ID 3:2104089	Client ID 3:Filter 3	Flow Rate:800mL/min
Eff Conc 3: 3.1E+01pfu/mL	% Reduct 3:	99.98 Log10 Reduct 3: 3.7



Analysis:3.0um Microspheres Filtration Efficacy (Cyst)

Test Water:General Test Water

Analysis Method:Fluorescent Microscopic Enumeration (EPA 1623.1)

Test Point:Initial Efficacy

Test Point Conclusion: Test Notes*

Challenge Date:2021-04-21 Challenge Analysts:David Sekora M.S.

Initial Pres. (PSI):N/A Temp(C):24.1

pH:7.8 Turbidity (NTU):0.3 TOC (ppm):0.2 TDS(ppm): 165.2 Hardness(ppm): 129

Alkalinity(ppm): N/A Total Chlorine(ppm): 0.0 Polyphosphate (as ppm phosphorus): N/A

Influent Conc: 3.4E+04microspheres/mL Ambient Temp(C):26.2

Analysis Date:2021-04-21 Analysts:David Sekora M.S.

Test Notes:Chlorine residual was not detected (Limit of detection is at 0.01 ppm).

*Units met the performance requirements set in method NSF P231 at the above test point.

BCS Sample ID 1:2104087	Client ID 1:Filter 1	Flow Rate:800mL/min
Eff Conc 1: <6.7E-01microspheres/mL	% Reduct 1: >99.998	Log10 Reduct 1: >4.7
BCS Sample ID 2:2104088	Client ID 2:Filter 2	Flow Rate:800mL/min
Eff Conc 2: <6.7E-01microspheres/mL	% Reduct 2: >99.998	Log10 Reduct 2: >4.7
BCS Sample ID 3:2104089	Client ID 3:Filter 3	Flow Rate:800mL/min
Eff Conc 3: <6.7E-01microspheres/mL	% Reduct 3: >99.998	Log10 Reduct 3: >4.7



Project:W2G 04122021 Microbial Filtration Efficacy Testing

Date Received:2021-04-12 12:00

Test Start Date:2021-04-21

Test End Date:2021-04-29

System Type:Mouth Drawn Purifier Unit

Est. Capacity:N/A

Performance Indicating Device:No

Batch Volume:N/A

Batch, number per day:N/A

Test Cycle (min): 1

Cycle On/Off (%):50/50

Restricted Flow Rate:Yes

Test Duration (hr/day): 0

Test Conditioning: Flush with 1 liter of test water

Report Notes:

The purifier units were received from the study sponsor and each was assigned the referenced BCS identifiers. The test set-up was based on methodology described in NSF/ANSI 53 Annex 3 : test method for evaluating mouth drawn water treatment units. The flow rate was maintained at 800 +/-80 mL/min up to a maximum of 20.5 kPa (3 psig) average vacuum. The vacuum was measured continuously and did not exceed -3.0 PSI. The units were conditioned by aspirating 1-liter of General Test Water (GTW (NSF P231); dechlorinated municipal water) through each filter unit. Following the conditioning step, each of the units were tested for initial bacteria, virus, and cyst filtration efficacy as per laboratory protocol. Briefly, aliquots of the challenge species were added to GTW and the water was homogenized. 1-liter of challenge water was aspirated by pump through each of the filter units at the indicated flow rates. Filters' influent and effluent samples were collected in their entirety for immediate analysis. Study & collected influent and effluent samples' analysis was conducted as per laboratory's accredited ISO17025:2017 methodology: bacteria as per SM 9215 (APHA 2012), virus as per BCS SOP V-10 (EPA1602), microspheres as per EPA 1623.1, turbidity was determined as per SM2130B, pH as per SM4500HB, TDS as per SM2540, chlorine as per SM4500-Cl G, Total Organic Carbon (TOC) as per SM5310C, & hardness as per SM2340C (if needed). All analysis was conducted using calibrated and/or validated instruments to traceable standards (NIST). All method QC was within method acceptance limit. No general environmental conditions are specified in the standard or have been identified that could affect the test results or measurements. END OF REPORT NOTES.

Page 5 of 10

Final Report BCS ID 2104087, 2104088, 2104089 Revision #0: 05/27/2021 DS

Client: Water To Go

Project: W2G 04122021 Microbial Filtration Efficacy Testing

BCS LABORATORIES, INC.— GAINESVILLE
4609 NW 6TH STREET, STE. A, GAINESVILLE, FLORIDA 32609
TEL. (352) 377-9272, FAX. (352) 377-5630

WWW.MICROBIOSERVICES.COM

FL DOH E82924, ISO17025:2017L2422(ANAB),PADEP68-03950,EPAFL01147
THIS REPORT SHALL NOT BE REPRODUCED, EXCEPT IN FULL, WITHOUT THE WRITTEN CONSENT OF BCS LABORATORIES



*I certify that I have examined and I am familiar with the information submitted herein. The results pertain only to the sample(s) tested, associated identifier #(s), and condition at receipt. Based on my inquiry of the individuals responsible for the analysis, I believe the data to be true, accurate, and complete. Unit descriptions and names were obtained from the submitted documents. The analysis was authorized and commissioned by the client or client's representative. The resulting data are representative of the analysis conducted on the collected samples and it's/their condition at the time of analysis. The data provided is strictly representative of the study conducted under laboratory conditions using the material/samples/articles provided by the client (or client's representative) and it's (their) condition at the time of test following receipt. The data obtained may not be representative or indicative of a real-life process and/or application. The sample(s) were analyzed in accordance with the appropriate method, however due to the inherent limitations of methods, microorganisms may avoid detection. BCS Laboratories offers no express or implied warranties concerning the quality, safety, and/or purity of any sample, batch, source, or the process they are derived from. Quality assurance controls were performed as outlined in the method and as per Good Laboratory Practices. Analyses were performed in accordance with laboratory practices and procedures set-forth by ISO 17025-2017 and NELAP/TNI accreditation standards unless otherwise noted. BCS makes no express or implied warranty regarding the ownership, merchantability, safety or fitness for a particular purpose of any such property or product.

Signature of Laboratory Director/Authorized Rep.  Date: 2_0_2_1_0_5_-2_7



Pictures:



*Balance ID: BL-10	Description: Sartorius Practum Precision Balance
Range of Function: 0-3100 g	Instrument Reporting Limit: 0.01g
Last Service Date: 2020-08-04	Service Due Date: 2021-08-31
Service Type: Manufacturer Cal	NIST Validation Instrument: Reference Std/Instrument
*pH Meter ID: PH-09	Description: Orion Versa Star Pro Meter w/pH and Conductivity Modules
Range of Function: 0.001-12.000	Instrument Reporting Limit: 0.001
Last Service Date: 2020-09-14	Service Due Date: 2021-09-30
Service Type: Validation to NIST	NIST Validation Instrument: NIST Standard Solution
*Conductivity Meter ID: CM-08	Description: Orion Versa Star Pro Meter w/pH and Conductivity Modules
Range of Function: 0.01-2400 ppm	Instrument Reporting Limit: 0.01ppm
Last Service Date: 2020-09-14	Service Due Date: 2021-09-30
Service Type: Validation to NIST	NIST Validation Instrument: NIST Standard Solutions
*Alkalinity Meter ID: N/A	Description:
Range of Function:	Instrument Reporting Limit:
Last Service Date:	Service Due Date:
Service Type:	NIST Validation Instrument:
*Hardness Meter ID: HARD-02	Description: Hach Total Hardness Test Kit 10-4,000 mg/L
Range of Function: 10-4000mg/L	Instrument Reporting Limit: 10 mg/L
Last Service Date: 2020-05-21	Service Due Date: 2021-05-21
Service Type: Validation to NIST	NIST Validation Instrument: NIST Standard solutions
*Turbidity Meter ID: TM-05	Description: Hach Turbidimeter
Range of Function: 0.00-999NTU	Instrument Reporting Limit: 0.01NTU
Last Service Date: 2020-09-24	Service Due Date: 2021-09-30
Service Type: Manufacturer OEM	NIST Validation Instrument: NIST Standard Solutions
*Spectrophotometer ID: SPEC-02	Description: Hach DR 3900 Spectrophotometer Colorimeter
Range of Function: 320-1000nm	Instrument Reporting Limit: 0.01nm
Last Service Date: 2021-01-12	Service Due Date: 2022-01-12
Service Type: Manufacturer service	NIST Validation Instrument: NIST Standard Solutions
Incubator ID: I-20	Description: Thermo Fisher Forma 29 cu. ft. Reach-In Incubator
Range of Function: 10-65C	Instrument Reporting Limit: 0.1C
Last Service Date: 2020-09-14	Service Due Date: 2021-09-30
Service Type: Annual Service	NIST Validation Instrument: Reference Std./Instrument



**Flow Meter ID 1:N/A	Description:		
Range of Function:		Instrument Reporting Limit:	
Last Service Date:		Service Due Date:	
Service Type:		NIST Validation Instrument:	
**Flow Meter ID 2:N/A	Description:		
Range of Function:		Instrument Reporting Limit:	
Last Service Date:		Service Due Date:	
Service Type:		NIST Validation Instrument:	
**Flow Meter ID 3:N/A	Description:		
Range of Function:		Instrument Reporting Limit:	
Last Service Date:		Service Due Date:	
Service Type:		NIST Validation Instrument:	
Microscope ID: MIC-03	Description:Olympus BH-2 Microscope		
Range of Function:40X-400X Magnification		Instrument Reporting Limit:0.5 micron	
Last Service Date: 2020-08-04		Service Due Date: 2021-08-04	
Service Type: Annual Service		NIST Validation Instrument: NIST Micrometer	
Refrigerator ID: FR-11	Description:Migali B Series Glass Door Refrigerator		
Range of Function:1-8C		Instrument Reporting Limit:N/A	
Last Service Date: 2020-09-14		Service Due Date: 2021-09-30	
Service Type: Annual Service		NIST Validation Instrument: Reference Std./Instrument	
Centrifuge ID: C-12	Description: Eppendorf centrifuge w/ cell culture package		
Range of Function:0-4400 RPM		Instrument Reporting Limit:1 RPM	
Last Service Date: 2020-09-14		Service Due Date: 2021-09-30	
Service Type: Annual Service		NIST Validation Instrument: TA-01	
Pressure Source Pump ID: WZmĐTc6	Description: DÄĕĠĠŭĠĠ >^ WZmĐ Θ WZmĐ ãĠĠ		
Range of Function: E		Instrument Reporting Limit: E	
Last Service Date: E		Service Due Date: E	
Service Type: E		NIST Validation Instrument: E	
PressureMeterID: PM-35	Description:Sper pressure transducer (2 bar)		
Range of Function:0.01-29PSI		Instrument Reporting Limit:0.01PSI	
Last Service Date: 2021-02-18		Service Due Date: 2022-02-18	
Service Type: Validation to NIST		NIST Validation Instrument: PM-60 NIST	



Cert. Pressure Meter ID: PM-60 NISd	Description: Pressure Transducer 29 PSI
Range of Function: 0.01-29 psi	Instrument Reporting Limit:0.01 PSI
Last Service Date: 2020-11-11	Service Due Date: 2021-11-11
Service Type: Manufacturer Cal.	NIST Validation Instrument: Reference Std./Instrument
TOC Analyzer ID: TOC-01	Description: GE M5310C Lab TOC Analyzer
Range of Function:40ppb-50ppm	Instrument Reporting Limit:0.01ppb
Last Service Date: 2020-05-13	Service Due Date: 2021-05-13
Service Type: Manufacuter Cal.	NIST Validation Instrument: NIST Standard Solutions
Spectrograph ID: N/A	Description:
Range of Function:	Instrument Reporting Limit:
Last Service Date:	Service Due Date:
Service Type:	NIST Validation Instrument:
Thermometer ID: IR-11 NIST	Description: VWR Traceable Infrared Thermometer Gun
Range of Function:0-300	Instrument Reporting Limit:N/A
Last Service Date: 2020-09-18	Service Due Date: 2021-09-18
Service Type: Annual calibration	NIST Validation Instrument: N/A
Particle Counter ID: N/A	Description:
Range of Function:	Instrument Reporting Limit:
Last Service Date:	Service Due Date:
Service Type:	NIST Validation Instrument:
Timer ID: T-37	Description: Jumbo VWR Traceable Lab-Top Timer
NIST Expiration Date: 2022-02-19	
*Validated at each day of use using NIST traceable standards. Other major equipment validated quarterly.	
**Validated at each use using traceable volume and time measurements.	
All above equipment with completed fields were used from Test Start Date to Test End Date unless otherwise noted. Service Date indicates PM or calibration by accredited service provider. Service Dates reported for latest period. If Last Service Date occurs during study duration, please contact us for the previous period's validation information.	

END OF REPORT





BANGALORE TEST HOUSE

65, 20th Main, Maroahalli, Vijaynagar, Bangalore - 560 040
 Ph: 23356415, 23151865, Fax: 080-23385979
 e-mail: testhouse@bth.gov.in web site: www.bthmtda.co.uk



TEST CERTIFICATE

1 of 3

Mr. Jitendra Pratap Singh
 Old Airport Road,
 BANGALORE - 560 008

Report No : ED/2012/11/0466
 Date of report : 22.11.2012
 Reference No : RFA
 Date : 13.11.2012
 Date of receipt : 15.11.2012
 Job Order No : ED/2012/11/0466

Sample Particulars: One sample of Treated Water was received

TESTS	RESULTS	MAXIMUM	MAXIMUM PERMISSIBLE	PROTOCOL	
		ACCEPTABLE	LIMITS IN THE ABSENCE		
		LIMITS AS PER	OF ALTERNATE SOURCE		
		IS: 10500-1991 (Amd.3)	AS PER IS: 10500-1991 (Amd.3)		
1. Colour, True colour units	< 2	5	25	IS: 3025 (P 4)	
2. Odour	Unobjectionable	Unobjectionable	-	IS: 3025 (P 5)	
3. Turbidity, NTU	1.8	5	10	IS: 3025 (P 10)	
4. pH	7.62	6.50 to 8.50	No relaxation	IS: 3025 (P 11)	
5. Chlorides, as Cl, mg/L	65.9	250	1000	IS: 3025 (P 32)	
6. Total Hardness as CaCO ₃ , mg/L	279.4	300	600	IS: 3025 (P 21)	
7. Calcium, as Ca, mg/L	68.4	75	200	IS: 3025 (P 40)	
8. Magnesium, as Mg, mg/L	26.4	30	100	IS: 3025 (P 46)	
9. Total Dissolved solids, mg/L	546.0	500	2000	IS: 3025 (P 16)	
10. Sulphates, as SO ₄ , mg/L	43.4	200	400	IS: 3025 (P 24)	
11. Copper, as Cu, mg/L	< 0.05	0.05	1.5	IS: 3025 (P 42)	
12. Iron, as Fe, mg/L	0.08	0.30	1.0	IS: 3025 (P 53)	
13. Manganese, as Mn, mg/L	< 0.1	0.1	0.3	IS: 3025 (P 59)	
14. Nitrates, as NO ₃ , mg/L	14.9	45	No relaxation	IS: 3025 (P 34)	
15. Fluorides, as F, mg/L	0.30	1.0	1.5	IS: 3025 (P 60)	
16. Phenolic Compounds, as C ₆ H ₅ OH, mg/L	Absent	0.001	0.002	IS: 3025 (P 43)	
17. Mercury, as Hg, mg/L	< 0.001	0.001	No relaxation	IS: 3025 (P 48)	
18. Cadmium, as Cd, mg/L	< 0.01	0.01	No relaxation	IS: 3025 (P 41)	
19. Selenium, as Se, mg/L	< 0.01	0.01	No relaxation	IS: 3025 (P 56)	
20. Arsenic, as As, mg/L	0.065	0.01	No relaxation	IS: 3025 (P 37)	
21. Cyanide, as CN, mg/L	Absent	0.05	No relaxation	APHA	
22. Lead, as Pb, mg/L	< 0.01	0.05	No relaxation	IS: 3025 (P 47)	
23. Zinc, as Zn, mg/L	0.01	5	15	IS: 3025 (P 49)	
24. Anionic Detergents as MBAS, mg/L	< 0.2	0.20	1.0	Annex K of IS:13428	
25. Chromium, as Cr ⁶⁺ , mg/L	< 0.01	0.05	No relaxation	IS: 3025 (P 52)	
26. Residual Free Chlorine, mg/L	< 0.05	Min 0.20	-	IS: 3025 (P 26)	
27. Alkalinity, as CaCO ₃ , mg/L	285.4	200	600	IS: 3025 (P 23)	
28. Aluminium, as Al, mg/L	< 0.01	0.03	0.2	IS: 3025 (P 55)	
29. Boron, as B, mg/L	< 0.1	1.00	5.0	APHA	

[Signature]
 ANALYST

[Signature]
 AUTHORISED SIGNATORY

NOTE: 1. This report shall be valid only for the stated quantity & application mentioned. 2. Confirmation of products or services referred herein required. 3. Samples will be returned after 21 days from the date of issue of the certificate unless otherwise specified. 4. This report is valid for the reproduction of the data & cannot be used as the evidence of the Court. It can be used for the legal or other administrative purposes without any liability on the part of the laboratory. 5. Samples not shown to be tested are not included. 6. The liability of any application is decided on the basis of the report. 7. This report is subject to the terms & conditions of the contract.



BANGALORE TEST HOUSE

65, 20th Main, Marimahal, Vijayanagar, Bangalore - 560 040
 Ph: 23356410, 233151665, Fax: 080-23388979
 E-mail: testhousen@vsnl.com, testhousen@rediffmail.com, website: www.bthtest.com





TEST CERTIFICATE

2 of 3

Mr. Jitendra Pratap Singh
 Old Airport Road,
 BANGALORE - 560 008

Report No : ED/2012/11/0466
 Date of report : 22.11.2012
 Reference No : RFA
 Date : 13.11.2012
 Date of receipt : 15.11.2012
 Job Order No : ED/2012/11/0466

Sample Particulars: One sample of Treated Water was received.

<u>TESTS</u>	<u>RESULTS</u>	<u>ACCEPTABLE LIMITS AS PER IS: 10500 - 1991</u>	<u>ROTOCOL</u>
Description	Colourless and clear transparent liquid filled in a PET bottle.		
<u>MICROBIOLOGICAL TESTS :</u>			
30. Coliform Organisms /100 ml	Less than 1	Less than 1	IS:1622-1981
31. E. coli Bacteria/100ml	Absent	Absent	IS:1622-1981
<u>Remarks :</u> The sample conforms to IS:10500-1991 for drinking water with respect to Chemical & Microbiological Requirements.			
ANALYST 	AUTHORISED SIGNATORY 		

NOTE : The results are valid only for the test methods & general procedures. Further details of products or methods conforming to standards are available on request from the Bureau of Standards, Government of India, New Delhi. The results of the tests are not to be used for any purpose other than the one for which they were intended. The results of the tests are not to be used for any purpose other than the one for which they were intended. The results of the tests are not to be used for any purpose other than the one for which they were intended. The results of the tests are not to be used for any purpose other than the one for which they were intended.



BANGALORE TEST HOUSE

65, 20th Main, Marenahalli, Vasavyanagar, Bangalore - 560 040.
 Ph : 23356415, 23151665, Fax: 580-23385979
 e-mail: testhouse@satyam.net.in - website: www.bthindia.com



TEST CERTIFICATE

3 of 3

Mr. Jitendra Pratap Singh
 Old Airport Road,
 BANGALORE - 560 008

Report No : ED/2012/11/0466
 Date of report : 22.11.2012
 Reference No : RFA
 Date : 13.11.2012
 Date of receipt : 15.11.2012
 Job Order No : ED/2012/11/0466

Sample Particulars: One sample of Treated Water was received.

PESTICIDE RESIDUES :

Tests	Results mg/L	Test Method	Method Detection mg/L
32. o,p- DDT	BDL	USEPA 508	0.000025
33. Alpha HCH	0.1 µg/L	USEPA 508	0.000025
34. Endosulfan sulphate	BDL	USEPA 508	0.000025
35. Chlorpyrifos	BDL	USEPA 525.2	0.000025

BDL : Below Detection Level

S.K.A.
 ANALYST

Jitendra Pratap Singh
 AUTHORISED SIGNATORY

NOTE: 1. The result may vary with the amount of sample or analytical concentration. 2. Concentration of pesticide or residue is below the detection level. 3. Samples without detection of 0.01 µg/L may show the value of 0.01 µg/L and sometimes may be different from that. 4. The result of this test is recommended only for the purpose for which the test is done. 5. The result of this test is subject to the use of any interfering chemical or physical substance. 6. The result of this test is subject to the use of any interfering chemical or physical substance. 7. The result of this test is subject to the use of any interfering chemical or physical substance. 8. The result of this test is subject to the use of any interfering chemical or physical substance. 9. The result of this test is subject to the use of any interfering chemical or physical substance. 10. The result of this test is subject to the use of any interfering chemical or physical substance.



上海出入境检验检疫局

工业品与原材料检测技术中心

正本
ORIGINAL

TECHNICAL CENTER FOR INDUSTRIAL PRODUCT AND RAW MATERIAL INSPECTION AND TESTING OF
SHANGHAI ENTRY-EXIT INSPECTION AND QUARANTINE BUREAU

上海民生路1208号 1208 MINSHENG ROAD SHANGHAI 200135
TEL: +86 21 68549152 FAX: +86 21 68549155 E-mail: shcqi@shciq.gov.cn

检测/鉴定报告

Test Report

报验号: 91660242
Application No.: 91660242
日期: 2016年11月1日
Date: Nov. 1st, 2016

申请人: 上海朗运供应链管理有限公司
Applicant: SHANGHAI LONGWIN SUPPLY CHAIN MANAGEMENT CO., LTD
申报品名: 滤水杯 75CL (滤芯)
Sample Name: 75CL BOTTLE (Filter Cartridge)
申请人送样数量: 3 个
Sample Amount Sent by Applicant: 3 units
检验依据:
Test Standards:

测定项目 Test Items	检验依据 Test Standards
色 Chrominance 浑浊度 Opacity 臭和味 Odor and Smell 肉眼可见物 Visible Residue	GB/T 5750.4-2006 生活饮用水标准检验方法-感官性状和物理指标 Standard examination methods for drinking water-Organoleptic and physician parameters
耗氧量 Oxygen Consumption 挥发性酚 Volatile Phenol	GB/T 5750.7-2006 生活饮用水标准检验方法-有机物综合指标 Standard examination methods for drinking water-Aggregate organic parameters
铅 Lead 镉 Cadmium 汞 Mercury 铬(六价) Hexavalent Chromium 砷 Arsenic	GB/T 5750.6-2006 生活饮用水标准检验方法-金属指标 Standard examination methods for drinking water-Metal parameters
细菌总数 Total Number of Colony 总大肠菌群 Total Coliform	GB/T 5750.12-2006 生活饮用水标准检验方法-微生物指标 Standard examination methods for drinking water-Microbiological parameters

接下页
To be continued



1. 本检测/鉴定如系委托人自送样品的, 检验机构仅对样品负责, 不承担其它连带责任。
2. 我们已尽力所知和最大能力实施上述检验, 不能因我们签发本报告而免除卖方或其他方面根据合同和法律所承担的产品质量责任和其他责任。

GA0289464



正本 ORIGINAL

报验号: 91660242
Application No.:91660242
第2页, 共2页
Page 2 of 2

检验结果:
Test Results:

测定项目 Test Items	单位 Unit	对照水 Control Water	浸泡水 Soaked Water		卫生规范要求 Hygienic Requirements	判定 Conclusion
			样品 1 Sample 1	样品 2 Sample 2		
色 Chrominance	度 Degree	<5	<5	<5	增加量/Increase:5	合格/Pass
浑浊度 Opacity	度 NTU	<0.5	<0.5	<0.5	增加量/Increase:0.5	合格/Pass
臭和味 Odor and Smell	-	无臭味、无异味 No odor and smell	无臭味、无异味 No odor and smell	无臭味、无异味 No odor and smell	无异味、异味 No Odor and Smell	合格/Pass
肉眼可见物 Visible Residue	-	无/None	无/None	无/None	无/None	合格/Pass
耗氧量 Oxygen Consumption	mg/L	0.30	0.03	0.03	增加量/Increase:2	合格/Pass
挥发性酚 Volatile Phenol	mg/L	<0.002	<0.002	<0.002	增加量/Increase:0.001	合格/Pass
铅 Lead	mg/L	未检出/Not Detected (检出限DL: 0.00007)	未检出/Not Detected (检出限DL: 0.00007)	未检出/Not Detected (检出限DL: 0.00007)	增加量 Increase:0.0005	合格/Pass
镉 Cadmium	mg/L	未检出/Not Detected (检出限DL: 0.00006)	未检出/Not Detected (检出限DL: 0.00006)	未检出/Not Detected (检出限DL: 0.00006)	增加量 Increase:0.0002	合格/Pass
汞 Mercury	mg/L	0.0002	0.0001	0.0001	增加量 Increase:0.005	合格/Pass
铬(六价) Hexavalent Chromium	mg/L	未检出/Not Detected (检出限DL: 0.00009)	未检出/Not Detected (检出限DL: 0.00009)	未检出/Not Detected (检出限DL: 0.00009)	增加量 Increase:0.005	合格/Pass
砷 Arsenic	mg/L	未检出/Not Detected (检出限DL: 0.00009)	未检出/Not Detected (检出限DL: 0.00009)	未检出/Not Detected (检出限DL: 0.00009)	增加量 Increase:0.002	合格/Pass
细菌总数 Total Number of Colony	CFU/mL	<1	<1	<1	≤100	合格/Pass
总大肠菌群 Total Coliform	MPN/100mL	未检出 Not Detected	未检出 Not Detected	未检出 Not Detected	不得检出 Not detected	合格/Pass

评定: 送检样品符合《生活饮用水水质处理器卫生安全与功能评价规范——一般水质处理器》(2001)的卫生安全试验要求。

Conclusion: The quality of samples complies with the hygienic safety requirements of "Sanitary Standard for Hygienic Safety and Function Evaluation on Treatment Devices of Drinking Water —— General Devices"(2001)

Remarks:

1.报告附样品照片


1.A picture of sample is attached to this report.

2.检验结果仅对来样负责。未经检测机构同意, 委托人不得擅自使用检验结果进行不当宣传。

2.The results above refer only to the sample(s) received. This report should not be used for publicity, except in full, without prior written permission of the inspection body.

主任检验员:
Chief Inspector





91660242





上海出入境检验检疫局

工业品与原材料检测技术中心

副本
COPY

TECHNICAL CENTER FOR INDUSTRIAL PRODUCT AND RAW MATERIAL INSPECTION AND TESTING OF
SHANGHAI ENTRY-EXIT INSPECTION AND QUARANTINE BUREAU

上海民生路1208号 1208 MINSHENG ROAD SHANGHAI 200135
TEL:+86 21 68549152 FAX:+86 21 68549153 E-MAIL:shciq@shciq.gov.cn

检测/鉴定报告

Test Report

报验号: 91660242
Application No.:91660242
日期: 2016年11月1日
Date: Nov. 1st, 2016

申请人: 上海朗运供应链管理有限公司
Applicant: SHANGHAI LONGWIN SUPPLY CHAIN MANAGEMENT CO., LTD

申报品名: 滤水杯 75CL (滤芯)
Sample Name: 75CL BOTTLE (Filter Cartridge)

申请人送样数量: 3个
Sample Amount Sent by Applicant: 3 units

检验依据:

Test Standards:

测定项目 Test Items	检验依据 Test Standards
色 Chrominance	GB/T 5750.4-2006 生活饮用水标准检验方法-感官性状和物理指标 Standard examination methods for drinking water-Organoleptic and physician parameters
浑浊度 Opacity	
臭和味 Odor and Smell	
肉眼可见物 Visible Residue	
耗氧量 Oxygen Consumption	GB/T 5750.7-2006 生活饮用水标准检验方法-有机物综合指标 Standard examination methods for drinking water-Aggregate organic parameters
挥发性酚 Volatile Phenol	
铅 Lead	GB/T 5750.6-2006 生活饮用水标准检验方法-金属指标 Standard examination methods for drinking water-Metal parameters
镉 Cadmium	
汞 Mercury	
铬(六价) Hexavalent Chromium	
砷 Arsenic	GB/T 5750.12-2006 生活饮用水标准检验方法-微生物指标 Standard examination methods for drinking water-Microbiological parameters
细菌总数 Total Number of Colony	
总大肠菌群 Total Coliform	

接下页
To be continued



1. 本检测/鉴定如系委托人自送样品的, 检验机构仅对样品负责, 不承担其它连带责任。
2. 我们已尽力所知和最大能力实施上述检验, 不能因我们签发本报告而免除卖方或其他方面根据合同和法律所承担的产品质量责任和其他责任。

GA0289464



副本
COPY

报验号: 91660242
Application No.:91660242
第2页, 共2页
Page 2 of 2

检验结果:
Test Results:

测定项目 Test Items	单位 Unit	对照水 Control Water	浸泡水 Soaked Water		卫生规范要求 Hygienic Requirements	判定 Conclusion
			样品 1 Sample 1	样品 2 Sample 2		
色 Chrominance	度 Degree	<5	<5	<5	增加量/Increase:≤5	合格/Pass
浑浊度 Opacity	度 NTU	<0.5	<0.5	<0.5	增加量/Increase:0.5	合格/Pass
臭和味 Odor and Smell	-	无臭味, 无异味 No odor and smell	无臭味, 无异味 No odor and smell	无臭味, 无异味 No odor and smell	无异味, 异味 No Odor and Smell	合格/Pass
肉眼可见物 Visible Residue	-	无/None	无/None	无/None	无/None	合格/Pass
耗氧量 Oxygen Consumption	mg/L	0.30	0.03	0.03	增加量/Increase:≤2	合格/Pass
挥发性酚 Volatile Phenol	mg/L	<0.002	<0.002	<0.002	增加量/Increase:0.001	合格/Pass
铅 Lead	mg/L	未检出/Not Detected (检出限DL: 0.0007)	未检出/Not Detected (检出限DL: 0.0007)	未检出/Not Detected (检出限DL: 0.0007)	增加量/ Increase:0.0005	合格/Pass
镉 Cadmium	mg/L	未检出/Not Detected (检出限DL: 0.0006)	未检出/Not Detected (检出限DL: 0.0006)	未检出/Not Detected (检出限DL: 0.0006)	增加量/ Increase:0.0002	合格/Pass
汞 Mercury	mg/L	0.0002	0.0001	0.0001	增加量/ Increase:0.005	合格/Pass
铬(六价) Hexavalent Chromium	mg/L	未检出/Not Detected (检出限DL: 0.0009)	未检出/Not Detected (检出限DL: 0.0009)	未检出/Not Detected (检出限DL: 0.0009)	增加量/ Increase:0.005	合格/Pass
砷 Arsenic	mg/L	未检出/Not Detected (检出限DL: 0.0009)	未检出/Not Detected (检出限DL: 0.0009)	未检出/Not Detected (检出限DL: 0.0009)	增加量/ Increase:0.002	合格/Pass
细菌总数 Total Number of Colony	CFU/mL	<1	<1	<1	≤100	合格/Pass
总大肠菌群 Total Coliform	MPN/100mL	未检出 Not Detected	未检出 Not Detected	未检出 Not Detected	不得检出 Not detected	合格/Pass

评定: 送检样品符合《生活饮用水水质处理器卫生安全与功能评价规范——一般水质处理器》(2001)的卫生安全试验要求。

Conclusion: The quality of samples complies with the hygienic safety requirements of "Sanitary Standard for Hygienic Safety and Function Evaluation on Treatment Devices of Drinking Water——General Devices"(2001)

Remarks:

1. 报告附样品照片

1. A picture of sample is attached to this report.

2. 检验结果仅对来样负责, 未经检验机构同意, 委托人不得擅自使用检验结果进行不当宣传。

2. The results above refer only to the sample(s) received. This report should not be used for publicity, except in full, without prior written permission of the inspection body.

主任检验员:

Chief Inspector:

陆理

